

Leuchte

Global Trac DALI

wl-XTSCF6X00-X, X



Typ der Montage	Einbauleuchten
Typ der Ausstrahlung	Direkte
Form der Leuchte	Linear
Farbe der Leuchte	Weiss
Material	Aluminium
Garantie	2 years
Beschreibung der Leuchte	Einbauleuchte
Abmessungen	1000 mm × 56 mm × 33 mm
Elektrische Spannung	230V/400V
Frequenz	50/60Hz

CE IP 20

Zubehör


XTAK11-1, grey



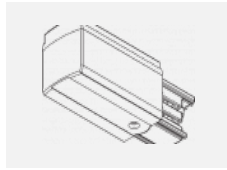
XTAK142-1, grey



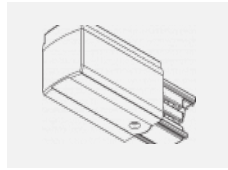
XTAK142-2, black



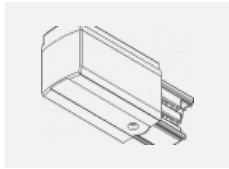
XTAK142-3, white



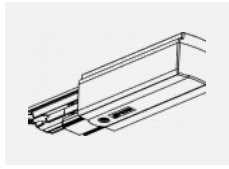
XTSC611-1, grey



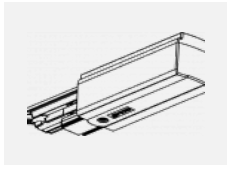
XTSC611-2, black



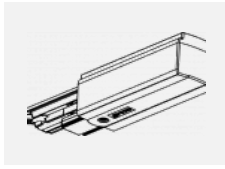
XTSC611-3, white



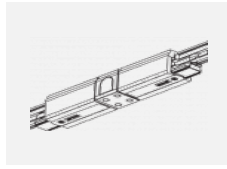
XTSC612-1, grey



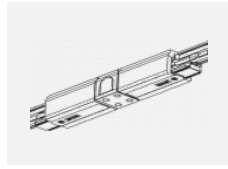
XTSC612-2, black



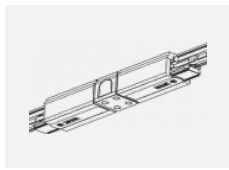
XTSC612-3, white



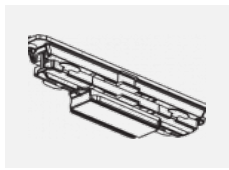
XTSC614-1, grey



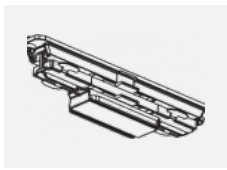
XTSC614-2, black



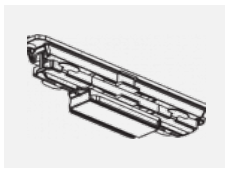
XTSC614-3, white



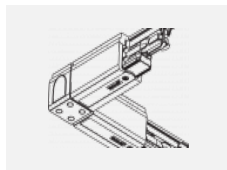
XTSC621-1, grey



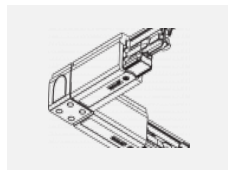
XTSC621-2, black



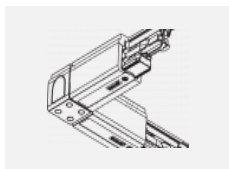
XTSC621-3, white



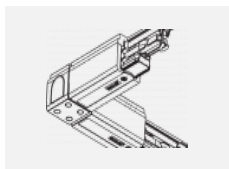
XTSC634-1, grey



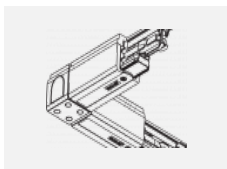
XTSC634-2, black



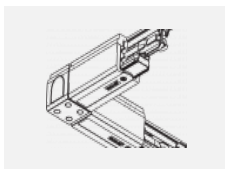
XTSC634-3, white



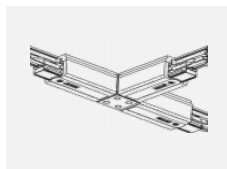
XTSC635-1, grey



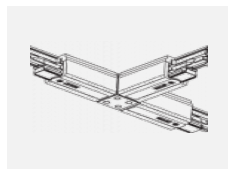
XTSC635-2, black



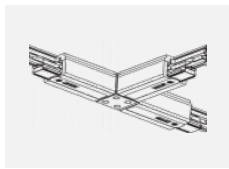
XTSC635-3, white



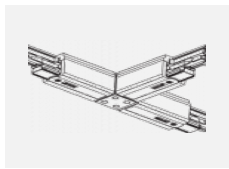
XTSC636-2, black



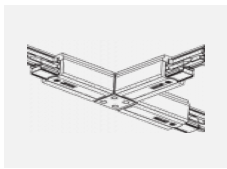
XTSC636-3, white



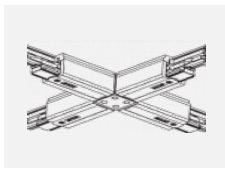
XTSC637-1, grey



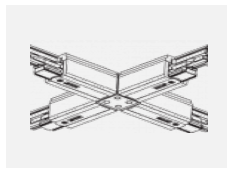
XTSC637-2, black



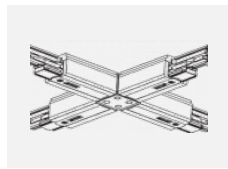
XTSC637-3, white



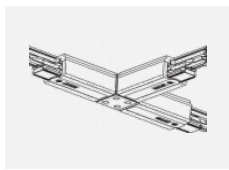
XTSC638-1, grey



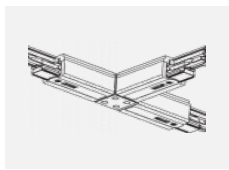
XTSC638-2, black



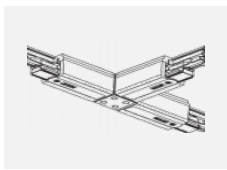
XTSC638-3, white



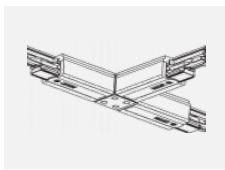
XTSC639-1, grey



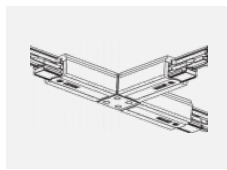
XTSC639-2, black



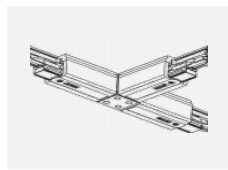
XTSC639-3, white



XTSC640-1, grey



XTSC640-2, black



XTSC640-3, white



XTSCF6100-1, grey



XTSCF6100-2, black



XTSCF6100-3, white




XTSCF6200-1, grey




XTSCF6200-2, black




XTSCF6200-3, white




XTSCF6300-1, grey




XTSCF6300-2, black




XTSCF6300-3, white



XTSCF6400-1, grey



XTSCF6400-2, black



XTSCF6400-3, white