



## Luminaire

# Lina35-S

35S-020K-20GGE/840, S

The product is only available on request.



The linear system luminaires of the Lina35-S family provide one of the thinnest profiles in our product range.

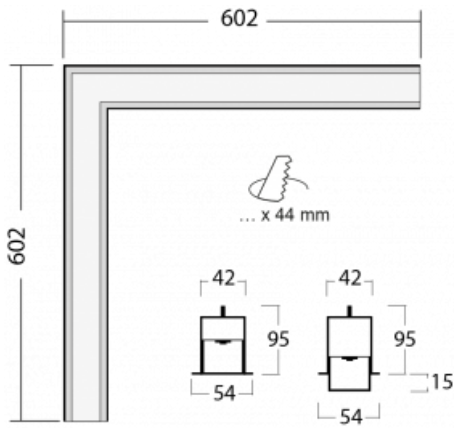
The luminaires with direct distribution of light are available in the pendant, surface, and recessed versions for ceiling installations and can also be mounted on the wall. In any case, you can line the luminaires up in a row thus creating the ideal length to meet your needs.

Thanks to the option to extend and retract the opal diffuser, you can find the ideal combination of lights for a specific interior according to your needs. Thanks to this variability, Lina35-S can be used in virtually any area, but especially in the social, public and commercial ones. Luminaires with an extended diffuser diffuse their light into a significantly larger area thus helping to soften the entire interior.

Type of installation	Recessed
Light distribution	Direct
Luminaire shape	Corner
Colour of the luminaires	Silver
Material	Aluminium
Lifetime	L90/B50 50 000 hours
Warranty	5 years
Description of luminaires	Luminaire recessed
Dimensions	603 mm × 603 mm × 95 mm
Light source	LED MODUL

Type of optical system	Opal diffuser
Luminous flux*	1990 lm
Colour Temperature	4000 K cool white
Luminous efficacy	90 lm/W
MacAdam Light source	2
Colour rendering index	80
UGR max. X=4H Y=8H, ρ=70,50,20	26.6

## Technical drawing



Luminaire power input\* 22 W

Connection of the luminaires ON/OFF

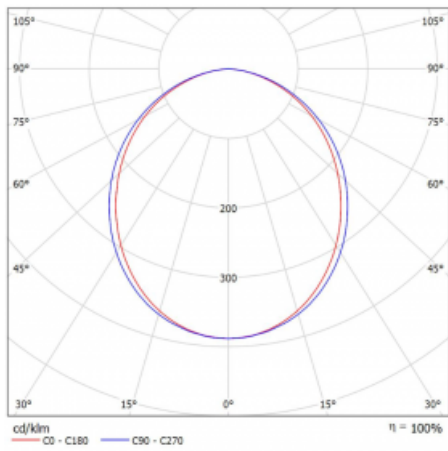
Electrical voltage 220-240V

Frequency 50/60Hz

⊕ CE IP 20

\*±10 %

## Curve



## Downloads

Installation instructions



Photos



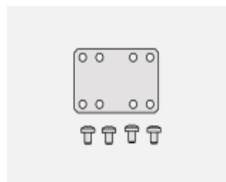
## Accessories



**35-00101, S**  
2x recessed end cap  
- metal, 5-conductor  
terminal box,  
grommet



**35-00111, S**  
2x recessed end cap  
long - metal, 5-  
conductor terminal  
box, grommet



**35-00200, F**  
straight connector



**35-00300, N**  
wire suspension  
2000mm