

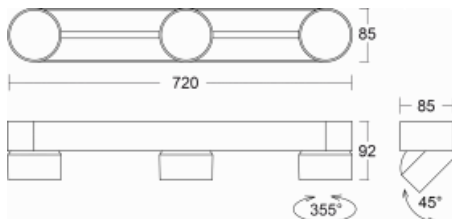

Luminaire

Shift

26-200S-30GGD/940, B

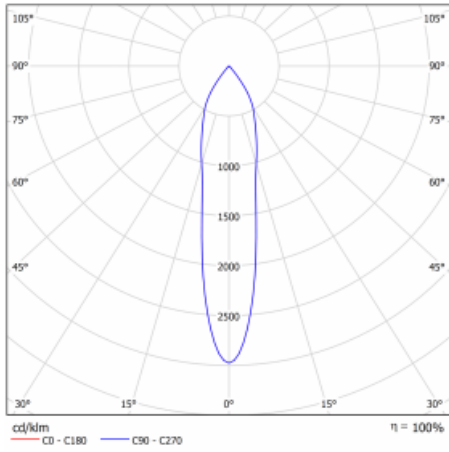

Designer Kryštof Nosál has created a luminaire with unrivalled variability. In addition, the Shift family of single luminaires allows for any method of installation. You can choose between a semi-recessed, surface and pendant version. The spot LED luminaire consists of 1, 2, 3 or 5 light sources, which can be moved along the axis of the luminaire body, tilted up to an angle of 45° and rotated up to 355°. The luminaire has 4 beam angles of 15°, 25°, 36°, 60°.

Design Kryštof Nosál

Technical drawing


Type of installation	Surface
Light distribution	Direct
Luminaire shape	Rounded
Colour of the luminaires	Black
Material	Aluminium
Lifetime	L80/B20 50 000 hours
Warranty	60 months
Description of luminaires	Luminaire surface
Dimensions	720 mm × 85 mm × 92 mm
Light source	LED MODUL
Type of optical system	Reflector
Luminous flux	1810 lm ± 10 %
Colour Temperature	4000 K cool white
Luminous efficacy	105 lm/W
MacAdam Light source	3
Colour rendering index	90
Beam angle	18°
UGR max. X=4H Y=8H, ρ=70,50,20	18.1

Curve



Luminaire power input 51.9 W ± 10 %

Connection of the luminaires DALI dimmable

Electrical voltage 220-240V

Frequency 50/60Hz

⊕ CE IP 20


Downloads

Installation instructions



Photos



Accessories**00-01000**
reflector 18°**00-01001**
reflector 25°**00-01002**
reflector 32°**00-01003**
reflector 52°**00-01100**
Satinice diffuser**00-01101**
Linear optic