



## Luminaire

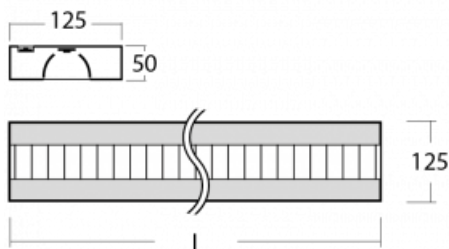
# Zuli-S

121S-531M-30GGE/840, B



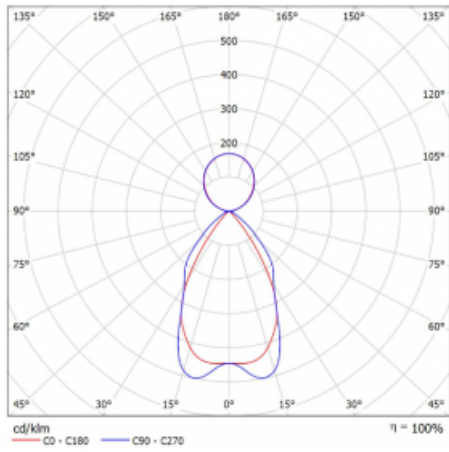
We realize that there is beauty in simplicity, so we have created our Zuli-S system luminaire. The Zuli-S luminaire is based on the timeless shape that everyone has known for many years. The luminaires come with a very efficient LED light source, thanks to which the luminaires have a very high economical and, last but not least, ecological value, as they require a relatively small amount of energy. Zuli-S luminaires can be fitted with a parabolic louvre made of polished aluminium sheet or an opal diffuser.

## Technical drawing



Type of installation	Suspended
Light distribution	Direct-indirect
Luminaire shape	Angular
Colour of the luminaires	Black
Material	Aluminium
Lifetime	L80/B20 50 000 hours
Warranty	5 years
Description of luminaires	Luminaire suspended
Dimensions	1695 mm × 125 mm × 50 mm
Light source	LED MODUL
Type of optical system	Matt parabolic louvre
Luminous flux*	9760 lm
Colour Temperature	4000 K cool white
Luminous efficacy	124 lm/W
MacAdam Light source	2
Colour rendering index	80
UGR max. X=4H Y=8H, ρ=70,50,20	13.7

## Curve



Luminaire power input\* 78.6 W

Connection of the luminaires ON/OFF

Electrical voltage 220-240V

Frequency 50/60Hz

⊕ CE IP 20

\*±10 %

## Downloads

Installation instructions



Photos



**Accessories**

**00-00352, K**  
 cable 3x0,75 2000mm

**00-00355, K**  
 cable 5x0,75 2000mm

**00-00356, K**  
 cable 5x0,75 4000mm

**00-00358, K**  
 cable 3x0,75 4000mm

**00-00360, K**  
 cable 3x0,75 6000mm

**00-00363, K**  
 cable 5x1,5 2000mm

**00-00364, K**  
 cable 5x1,5 4000mm

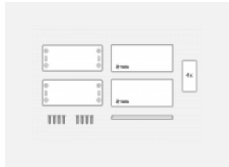
**00-00365, K**  
 cable 5x1,5 6000mm

**00-00370, S**  
 ceiling cup 80x80x32mm

**121-00200, N**  
 straight connector

**121-00300, N**  
 wire suspension  
 2000mm

**121-00301, N**  
 wire suspension  
 4000mm

**121-00302, N**  
 wire suspension  
 6000mm

**121-20101, B**  
 2xend cap - plastic