



Luminaire

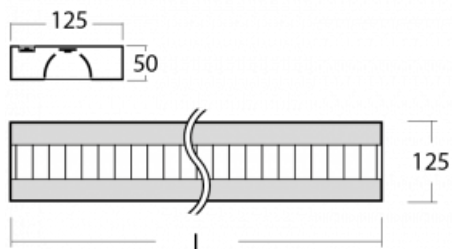
Zuli-S

121S-531M-25GED/840, W



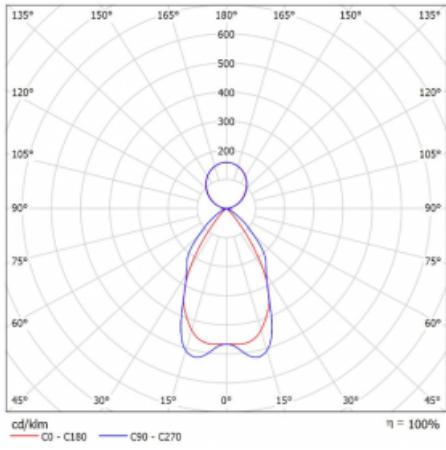
We realize that there is beauty in simplicity, so we have created our Zuli-S system luminaire. The Zuli-S luminaire is based on the timeless shape that everyone has known for many years. The luminaires come with a very efficient LED light source, thanks to which the luminaires have a very high economical and, last but not least, ecological value, as they require a relatively small amount of energy. Zuli-S luminaires can be fitted with a parabolic louver made of polished aluminium sheet or an opal diffuser.

Technical drawing



Type of installation	Suspended
Light distribution	Direct-indirect
Luminaire shape	Angular
Colour of the luminaires	White
Material	Aluminium
Lifetime	L80/B20 50 000 hours
Warranty	5 years
Description of luminaires	Luminaire suspended
Dimensions	1415 mm × 125 mm × 50 mm
Weight	3.4 kg
Light source	LED MODUL
Type of optical system	Matt parabolic louvre
Luminous flux*	5780 lm
Colour Temperature	4000 K cool white
Luminous efficacy	130 lm/W
MacAdam Light source	2
Colour rendering index	80
UGR max. X=4H Y=8H, $\rho=70,50,20$	12.9

Curve



Luminaire power input* 44.5 W

Connection of the luminaires DALI

Electrical voltage 220-240V

Frequency 50/60Hz

⊕ CE IP 20

*±10 %

Downloads

Installation instructions



Photos



Accessories

00-00352, K
 cable 3x0,75 2000mm

00-00355, K
 cable 5x0,75 2000mm

00-00356, K
 cable 5x0,75 4000mm

00-00358, K
 cable 3x0,75 4000mm

00-00360, K
 cable 3x0,75 6000mm

00-00363, K
 cable 5x1,5 2000mm

00-00364, K
 cable 5x1,5 4000mm

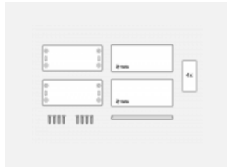
00-00365, K
 cable 5x1,5 6000mm

00-00370, S
 ceiling cup 80x80x32mm

121-00200, N
 straight connector

121-00300, N
 wire suspension
 2000mm

121-00301, N
 wire suspension
 4000mm

121-00302, N
 wire suspension
 6000mm

121-20101, W
 2xend cap - plastic