



Luminaire

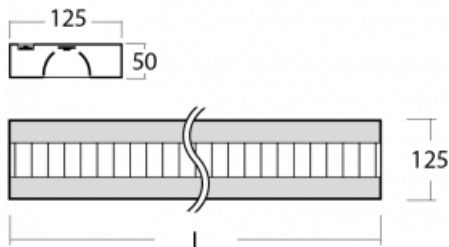
Zuli-S

121S-230M-25GEE/840, B



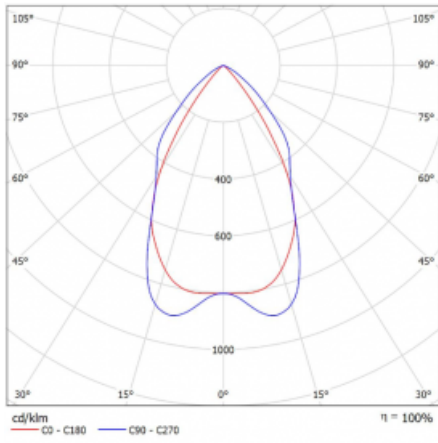
We realize that there is beauty in simplicity, so we have created our Zuli-S system luminaire. The Zuli-S luminaire is based on the timeless shape that everyone has known for many years. The luminaires come with a very efficient LED light source, thanks to which the luminaires have a very high economical and, last but not least, ecological value, as they require a relatively small amount of energy. Zuli-S luminaires can be fitted with a parabolic louvre made of polished aluminium sheet or an opal diffuser.

Technical drawing



Type of installation	Surface
Light distribution	Direct
Luminaire shape	Angular
Colour of the luminaires	Black
Material	Aluminium
Lifetime	L80/B20 50 000 hours
Warranty	5 years
Description of luminaires	Luminaire surface
Dimensions	1415 mm × 125 mm × 50 mm
Light source	LED MODUL
Type of optical system	Matt parabolic louvre
Luminous flux*	3640 lm
Colour Temperature	4000 K cool white
Luminous efficacy	119 lm/W
MacAdam Light source	2
Colour rendering index	80
UGR max. X=4H Y=8H, ρ=70,50,20	16.5

Curve



Luminaire power input* 30.7 W

Connection of the luminaires ON/OFF

Electrical voltage 220-240V

Frequency 50/60Hz

⊕ CE IP 20

* $\pm 10\%$

Downloads

Installation instructions



Photos



Accessories

00-00352, K
 cable 3x0,75 2000mm

00-00355, K
 cable 5x0,75 2000mm

00-00356, K
 cable 5x0,75 4000mm

00-00358, K
 cable 3x0,75 4000mm

00-00360, K
 cable 3x0,75 6000mm

00-00363, K
 cable 5x1,5 2000mm

00-00364, K
 cable 5x1,5 4000mm

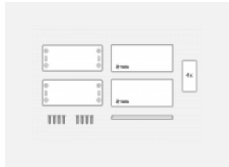
00-00365, K
 cable 5x1,5 6000mm

00-00370, S
 ceiling cup 80x80x32mm

121-00200, N
 straight connector

121-00300, N
 wire suspension
 2000mm

121-00301, N
 wire suspension
 4000mm

121-00302, N
 wire suspension
 6000mm

121-20101, B
 2xend cap - plastic