

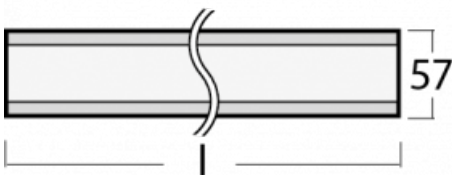
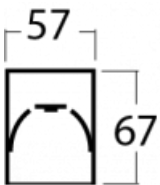

Luminaire

Lina60

04-200I-40GEM3/830, W

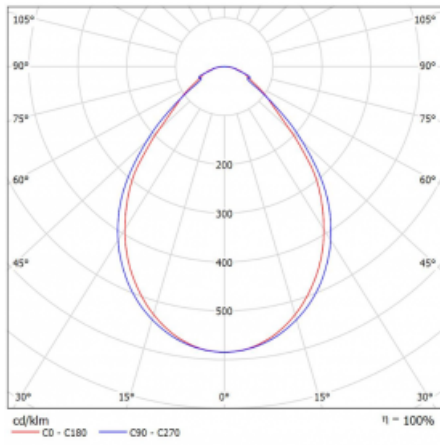

EPD[®]

You will appreciate the L-Click system on the Lina60 with direct light distribution, which effectively saves you both time and money. How? The module simply clicks into the profile, so a lot of work is saved during assembly. This solution also prevents the direct touch of the LED technology and lengthens its operating life. In addition to great power output, the luminaire also has a great price. It will find its use in commercial, social and public spaces.

Technical drawing


Type of installation	Surface
Light distribution	Direct
Luminaire shape	Linear
Colour of the luminaires	White
Material	Aluminium
Lifetime	L90/B50 50 000 hours
Warranty	60 months
Description of luminaires	Luminaire surface
Dimensions	2249 mm × 57 mm × 67 mm
Light source	LED MODUL
Type of optical system	Microprisma
Luminous flux	1800 lm ± 10 %
Colour Temperature	3000 K warm white
Luminous efficacy	115 lm/W
MacAdam Light source	2
Colour rendering index	80
UGR max. X=4H Y=8H, ρ=70,50,20	18.2

Curve



Luminaire power input 15.6 W ± 10 %

Connection of the luminaires Electronic ballast non-dimmable with 3h emergency

Electrical voltage 220-240V

Frequency 50/60Hz

⊕ CE IP 40

Downloads

Installation instructions



Photos

